

# FUJI

GLAZED PORCELAIN | FLOOR AND WALL TILES

MARBLE

ABSOLUTE



[www.johnson-tiles.com](http://www.johnson-tiles.com)

© 2024 Johnson Tiles Limited

Est. 1901  
**JOHNSON  
TILES**

# FUJI



**FOUR COLOURS**




**ONE SIZE**



**TWO FINISHES**

Introducing Fuji, an elegant range of marble-effect products, with four colour options to choose from – Statuary, Calacatta, Carrara and Pietra. Featuring one large-format rectified 1200x600mm size, and available in two finishes – Matt and Natural, which provides a PTV 36+ slip resistance rating for added versatility. Fuji is the perfect first choice for creating calming and tranquil design schemes for both residential and commercial applications.





Calacatta Matt | 200x600x10.7mm - FUJ02M



Statuary Natural | 200x600x10.7mm - FUJ01N

## COLOURS AND PRODUCT CODES

V2: Low to Moderate Shade Variation

---



### STATUARY PEI: IV LRV: 65

Product Code: M FUJ01M + N FUJ01N



### CALACATTA PEI: IV LRV: 62

Product Code: M FUJ02M + N FUJ02N



### CARRARA PEI: IV LRV: 60

Product Code: M FUJ03M + N FUJ03N




### PIETRA PEI: IV LRV: 50

Product Code: M FUJ04M + N FUJ04N

# SIZE FORMATS AND AVAILABILITY

Size Options and Packing Information

01



#	Size Format	Thickness	Finish	Availability	Class	Pcs / Box	M <sup>2</sup> / Box	Kg / Box
01	1200x600mm	10.7mm	 Matt	All Colours Shown	Bla	2 Tiles	1.44 m <sup>2</sup>	34.56 kg
			 Natural	All Colours Shown	Bla	2 Tiles	1.44 m <sup>2</sup>	34.56 kg

Note: Glazed Porcelain / Bla tiles. For more information please see the suitability advice given in the technical section. All sizes indicated are metric modular. All sizes shown are nominal. For the most up-to-date size, colour and finish availability, please visit our website - [www.johnson-tiles.com](http://www.johnson-tiles.com). (R) Rectified Edge.





Cararra Matt 1200x600x10.7mm - FUJ03M



# TECHNICAL SUPPORT

Specification, Sustainability and Important Information













## Product Specification

Range Name	Finish	Wall Suitability	Floor Suitability	Wet Barefoot	Material / Class
Fuji	 Matt	Internal and External	Internal Only	-	Glazed Porcelain / Bla
	 Natural	Internal and External	Internal Only	-	Glazed Porcelain / Bla

## Floor Values

Finish	Colour	PTV (96)	PTV (55)	R Value	Wet Ramp	PEI	Traffic
 Matt	All Colours Shown	Wet 25 - 35	-	-	-	IV	Commercial
 Natural	All Colours Shown	Wet 36+	-	-	-	IV	Commercial

## Physical Properties - Glazed Porcelain / Bla

Test and Standard	Requirement	Result	Test and Standard	Requirement	Result
 Length / Width EN ISO 10545-2	$\pm 0.6\% \leq \pm 2\text{mm}$	Pass	 Modulus of Rupture EN ISO 10545-4	Min. 35N / mm <sup>2</sup>	Pass
 Thickness EN ISO 10545-2	$\pm 5\% \leq \pm 0.5\text{mm}$	Pass	 Thermal Shock EN ISO 10545-9	Pass	Pass
 Straightness of Side EN ISO 10545-2	$\pm 0.5\% \leq \pm 1.5\text{mm}$	Pass	 Frost Resistance EN ISO 10545-12	Resistant	Resistant
 Rectangularity EN ISO 10545-2	$\pm 0.5\% \leq \pm 2\text{mm}$	Pass	 Chemical Resistance EN ISO 10545-13	Min. Class B	Pass
 Surface Flatness EN ISO 10545-2	$\pm 0.5\% \leq \pm 2\text{mm}$	Pass	 Stain Resistance EN ISO 10545-14	Min. Class 3	Pass
 Water Absorption EN ISO 10545-3	$\leq 0.5\%$	Pass	 Fire Rating		Class A I FL Non Combustible

## Sustainability Credentials

Range Name	Material / Class	EPD	Recycled Content - Tiles	Recycled Content - Packaging
Fuji	Glazed Porcelain / Bla	Yes	Up to 60%	Up to 100%

**Note:** Due to the manufacturing process of all floor tiles there may be small variations in slip resistance. Given this, please refer to our website for the most up-to-date information. The slip resistance properties of a surface can only be maintained with the implementation of an effective regular cleaning and maintenance regime. The frequency of cleaning should be determined by the property manager based on the potential level of surface contaminants. The need for an additional regular cleaning and maintenance regime is further heightened when tiles are used for external floor and wet barefoot applications. Please contact our technical helpline, or visit our website for specification and installation advice. All floor tiles shown in this literature achieve a PTV (96) Dry 36+ test result. PTV (96): Pendulum Test Value - 4S. PTV (55): Pendulum Test Value - TRL. R Value (DIN 51130). Wet Ramp (DIN 51097). PEI: Porcelain Enamel Institute. EPD: Environmental Product Declaration. CSV: Colour Shade Variation.

## Important Information

During the manufacturing process of ceramic and porcelain tiles, some variation in shade and pattern can occur. Before fixing any tiles; several boxes should be opened and their contents mixed to ensure that size, colour and patterning are acceptable.

The tiles shown in this literature are quality products and conform to BS EN 14411 as shown in the physical properties listed above.

For a comprehensive colour, size, finish and availability overview along with full technical and sustainability information for all products shown, please visit our website - [www.johnson-tiles.com](http://www.johnson-tiles.com)

- All sizes listed are metric modular.
- For specific suitability details, please contact our technical advice helpline or use the email address provided.
- Johnson Tiles Limited cannot accept responsibility for any tiles that have already been fixed.
- Johnson Tiles Limited reserves the right to change specification and availability information without prior notice.
- Nothing in these statements does or will affect the statutory rights of the consumer.

All product technical values quoted in this literature are supported by laboratory testing from our own and independent ceramic test houses. Johnson Tiles Limited are British Standard registered. To find out more, please contact our technical advice helpline on +44 (0)1782 524 111 or email: [technical@johnson-tiles.com](mailto:technical@johnson-tiles.com).

## WHERE TO FIND US

### Head Office

Harewood Street, Tunstall,  
Stoke on Trent, Staffordshire,  
ST6 5JZ, United Kingdom

Tel: +44 (0)1782 575 575  
Email: [info@johnson-tiles.com](mailto:info@johnson-tiles.com)  
[www.johnson-tiles.com](http://www.johnson-tiles.com)

---

### Material Lab Studio

10 Great Titchfield Street,  
London, W1W 8BB,  
United Kingdom

Tel: +44 (0)20 7436 8629  
Email: [info@material-lab.co.uk](mailto:info@material-lab.co.uk)  
[www.material-lab.co.uk](http://www.material-lab.co.uk)

---

### Factory Outlet

Tel: +44 (0)1782 524 040  
Email: [foutlet@johnson-tiles.com](mailto:foutlet@johnson-tiles.com)  
[www.outlet.johnson-tiles.com](http://www.outlet.johnson-tiles.com)

---

### Customer Services

Tel: +44 (0)1782 524 000  
Email: [sales@johnson-tiles.com](mailto:sales@johnson-tiles.com)  
8:30am - 4:30pm (Monday - Friday)

---

### Order A Sample

Tel: +44 (0)1782 524 043  
Email: [samples@johnson-tiles.com](mailto:samples@johnson-tiles.com)

---

### Technical Advice Helpline

Tel: +44 (0)1782 524 111  
Email: [technical@johnson-tiles.com](mailto:technical@johnson-tiles.com)

---

Updated: October 2024



[www.johnson-tiles.com](http://www.johnson-tiles.com) | [f](#) [X](#) [G](#) [d](#) [P](#) [in](#) [v](#)

© 2024 Johnson Tiles Limited