

# MELFORD MARBLE

GLAZED CERAMIC AND PORCELAIN | WALL AND FLOOR TILES

MARBLE PATTERN INTRO



f X Instagram TikTok Pinterest YouTube

[www.johnson-tiles.com](http://www.johnson-tiles.com)

© 2024 Johnson Tiles Limited

Est. 1901  
**JOHNSON  
TILES**

# MELFORD MARBLE



FIVE COLOURS



TWO SIZES



THREE FINISHES

Inspired by the beauty and irregularity of natural marble, Melford Marble is a classic range of ceramic wall and porcelain floor tiles. Available in three co-ordinating sizes of 300x200mm, 600x300mm and 600x600mm and featuring three finishes of satin, matt and grip. Melford Marble includes five striking colour options of Light Grey, Dark Grey, Light Beige, Dark Brown, and a stunning Light & Dark Grey Hexagon Décor option, all featuring distinctive veining. The grip finish floor tiles available in Light Grey and Dark Grey achieve a PTV 36+ slip resistance rating, suitable for external and wet barefoot areas.





Light Grey Satin 600x300x10mm - MEL01A  
Ligh & Dark Grey Hexagon Décor Satin 600x300x10mm - MEL01D



Dark Brown Satin 600x300x8mm - MEL04A



Light Grey Satin 300x200x8mm - MEL01A



Wall: Light Beige Satin 600x300x8mm - MEL03A  
Floor: Dark Brown Matt 600x600x9mm - MEL04F

# COLOURS AND PRODUCT CODES

V2: Low to Moderate Shade Variation

---



## LIGHT GREY PEI: IV LRV: 57

Product Code (Bill): S MEL01A | Product Code (Bla): G MEL01F



## DARK GREY PEI: III LRV: 42

Product Code (Bill): S MEL02A | Product Code (Bla): G MEL02F



## LIGHT & DARK GREY - HEXAGON DÉCOR

Product Code (Bill): S MEL01D

## COLOURS AND PRODUCT CODES


V2: Low to Moderate Shade Variation

---



### LIGHT BEIGE PEI: IV LRV: 62

Product Code (Bill): S MEL03A | Product Code (Blk): M MEL03F



### DARK BROWN PEI: III LRV: 18

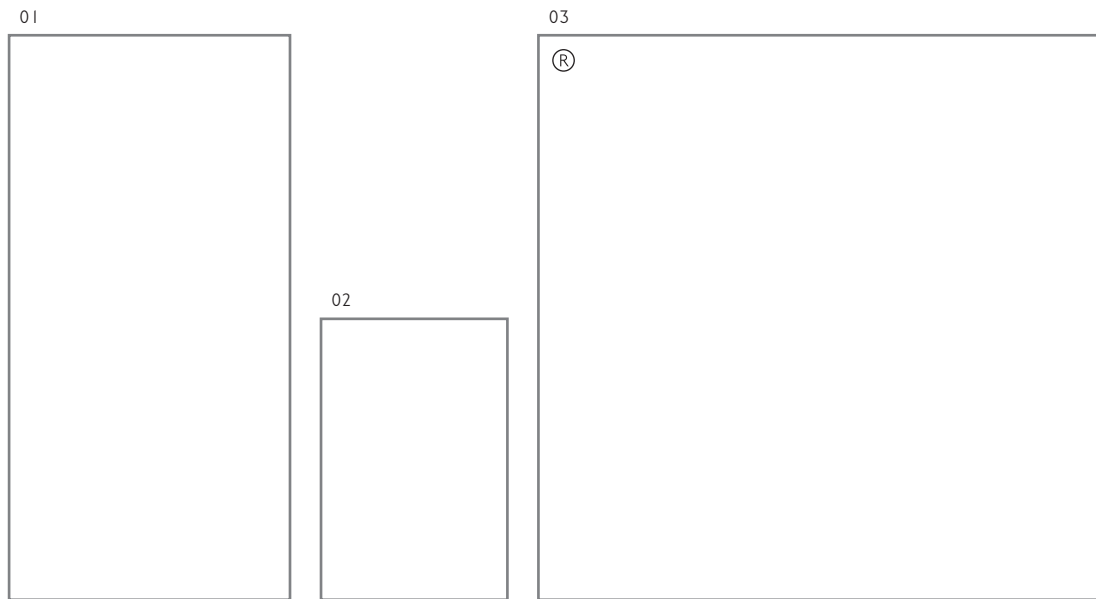
Product Code (Bill): S MEL04A | Product Code (Blk): M MEL04F



Dark Grey Grip 600x600x10mm - MEL02F

## SIZE FORMATS AND AVAILABILITY

Size Options and Packing Information



#	Size Format	Thickness	Finish	Structure	Availability	Class	Pcs / Box	M <sup>2</sup> / Box	Kg / Box
01	600x300mm	10mm	[S] Satin	-	Light Grey and Dark Grey	BIII	5 Tiles	0.90 m <sup>2</sup>	16.00 kg
			[S] Satin	Hexagon	Light & Dark Grey	BIII	5 Tiles	0.90 m <sup>2</sup>	16.00 kg
		8mm	[S] Satin	-	Light Beige and Dark Brown	BIII	6 Tiles	1.08 m <sup>2</sup>	16.00 kg
02	300x200mm	10mm	[S] Satin	-	Light Grey and Dark Grey	BIII	17 Tiles	1.02 m <sup>2</sup>	14.00 kg
03	600x600mm	10mm	[G] Grip	-	Light Grey and Dark Grey	Bla	4 Tiles	1.44 m <sup>2</sup>	29.00 kg
		9mm	[M] Matt	-	Light Beige and Dark Brown	Bla	4 Tiles	1.44 m <sup>2</sup>	29.00 kg

Note: Glazed Ceramic / BIII and Glazed Porcelain / Bla tiles. For more information please see the suitability advice given in the technical section. All sizes indicated are metric modular. All sizes shown are nominal. For the most up-to-date size, colour and finish availability, please visit our website - [www.johnson-tiles.com](http://www.johnson-tiles.com). (R) Rectified Edge.






Light Grey Satin 600x300x10mm - MEL01A



# TECHNICAL SUPPORT

Specification, Sustainability and Important Information














## Product Specification

Range Name	Finish	Structure	Wall Suitability	Floor Suitability	Wet Barefoot	Material / Class
Melford Marble	 Satin	-	Internal Only	-	-	Glazed Ceramic / BIII
	 Matt	-	Internal and External	Internal Only	-	Glazed Porcelain / Bla
	 Grip	-	Internal and External	Internal and External	Yes	Glazed Porcelain / Bla














## Floor Values

Finish	Structure	Colour	PTV (96)	PTV (55)	R Value	Wet Ramp	PEI	Traffic
 Matt	-	Light Grey and Light Beige	Wet 25 - 35	-	-	-	IV	Commercial
		Dark Grey and Dark Brown	Wet 25 - 35	-	-	-	III	Light Commercial
 Grip	-	Light Grey and Light Beige	Wet 36+	Wet 36+	-	-	IV	Commercial
		Dark Grey and Dark Brown	Wet 36+	Wet 36+	-	-	III	Light Commercial

## Physical Properties - Glazed Ceramic / BIII

Test and Standard	Requirement	Result	Test and Standard	Requirement	Result
 Length / Width EN ISO 10545-2	$\pm 0.5\% \leq \pm 2\text{mm}$	Pass	 Modulus of Rupture EN ISO 10545-4	Min. 15N / mm <sup>2</sup>	Pass
 Thickness EN ISO 10545-2	$\pm 10\% \leq \pm 0.5\text{mm}$	Pass	 Thermal Shock EN ISO 10545-9	Pass	Pass
 Straightness of Side EN ISO 10545-2	$\pm 0.3\% \leq \pm 1.5\text{mm}$	Pass	 Frost Resistance EN ISO 10545-12	-	Not Suitable
 Rectangularity EN ISO 10545-2	$\pm 0.5\% \leq \pm 2\text{mm}$	Pass	 Chemical Resistance EN ISO 10545-13	Min. Class B	Pass
 Surface Flatness EN ISO 10545-2	$\pm 0.5\% \leq \pm 2\text{mm}$	Pass	 Stain Resistance EN ISO 10545-14	Min. Class 3	Pass
 Water Absorption EN ISO 10545-3	10% to 20%	Pass	 Fire Rating		Class A I Non Combustible
 Weight / M <sup>2</sup>	17.78 kg 10mm Thick	14.82 kg 8mm Thick			

## Physical Properties - Glazed Porcelain / Bla

Test and Standard	Requirement	Result	Test and Standard	Requirement	Result
 Length / Width EN ISO 10545-2	$\pm 0.6\% \leq \pm 2\text{mm}$	Pass	 Modulus of Rupture EN ISO 10545-4	Min. 35N / mm <sup>2</sup>	Pass
 Thickness EN ISO 10545-2	$\pm 5\% \leq \pm 0.5\text{mm}$	Pass	 Thermal Shock EN ISO 10545-9	Pass	Pass
 Straightness of Side EN ISO 10545-2	$\pm 0.5\% \leq \pm 1.5\text{mm}$	Pass	 Frost Resistance EN ISO 10545-12	Resistant	Resistant
 Rectangularity EN ISO 10545-2	$\pm 0.5\% \leq \pm 2\text{mm}$	Pass	 Chemical Resistance EN ISO 10545-13	Min. Class B	Pass
 Surface Flatness EN ISO 10545-2	$\pm 0.5\% \leq \pm 2\text{mm}$	Pass	 Stain Resistance EN ISO 10545-14	Min. Class 3	Pass
 Water Absorption EN ISO 10545-3	$\leq 0.5\%$	Pass	 Fire Rating		Class A I FL Non Combustible
 Weight / M <sup>2</sup>	20.14 kg 10mm Thick	20.14 kg 9mm Thick			

## Sustainability Credentials

Range Name	Material / Class	EPD	Recycled Content - Tiles	Recycled Content - Packaging
Melford Marble	Glazed Ceramic / BIII	Yes	Up to 20%	Up to 100% (Boxes Only)
	Glazed Porcelain / Bla	Yes	Up to 50%	Up to 100% (Boxes Only)

**Note:** Due to the manufacturing process of all floor tiles there may be small variations in slip resistance. Given this, please refer to our website for the most up-to-date information. The slip resistance properties of a surface can only be maintained with the implementation of an effective regular cleaning and maintenance regime. The frequency of cleaning should be determined by the property manager based on the potential level of surface contaminants. The need for an additional regular cleaning and maintenance regime is further heightened when tiles are used for external floor and wet barefoot applications. Please contact our technical helpline, or visit our website for specification and installation advice. All floor tiles shown in this literature achieve a PTV (96) Dry 36+ test result. PTV (96): Pendulum Test Value - 4S. PTV (55): Pendulum Test Value - TR. R Value (DIN 51130). Wet Ramp (DIN 51097). PEI: Porcelain Enamel Institute. EPD: Environmental Product Declaration. CSV: Colour Shade Variation.



# TECHNICAL SUPPORT

Specification, Sustainability and Important Information

## Important Information

During the manufacturing process of ceramic and porcelain tiles, some variation in shade and pattern can occur. Before fixing any tiles; several boxes should be opened and their contents mixed to ensure that size, colour and patterning are acceptable.

The tiles shown in this literature are quality products and conform to BS EN 14411 as shown in the physical properties listed above.

For a comprehensive colour, size, finish and availability overview along with full technical and sustainability information for all products shown, please visit our website - [www.johnson-tiles.com](http://www.johnson-tiles.com)

- All sizes listed are metric modular.
- For specific suitability details, please contact our technical advice helpline or use the email address provided.
- Johnson Tiles Limited cannot accept responsibility for any tiles that have already been fixed.
- Johnson Tiles Limited reserves the right to change specification and availability information without prior notice.
- Nothing in these statements does or will affect the statutory rights of the consumer.

All product technical values quoted in this literature are supported by laboratory testing from our own and independent ceramic test houses. Johnson Tiles Limited are British Standard registered. To find out more, please contact our technical advice helpline on +44 (0)1782 524 111 or email: [ddunlop@johnson-tiles.com](mailto:ddunlop@johnson-tiles.com).



Light Beige Satin 600x300x6mm - MEL03A

## WHERE TO FIND US

### Head Office

Harewood Street, Tunstall,  
Stoke on Trent, Staffordshire,  
ST6 5JZ, United Kingdom

Tel: +44 (0)1782 575 575  
Email: [info@johnson-tiles.com](mailto:info@johnson-tiles.com)  
[www.johnson-tiles.com](http://www.johnson-tiles.com)

---

### Material Lab Studio

10 Great Titchfield Street,  
London, W1W 8BB,  
United Kingdom

Tel: +44 (0)20 7436 8629  
Email: [info@material-lab.co.uk](mailto:info@material-lab.co.uk)  
[www.material-lab.co.uk](http://www.material-lab.co.uk)

---

### Factory Outlet

Tel: +44 (0)1782 524 040  
Email: [foutlet@johnson-tiles.com](mailto:foutlet@johnson-tiles.com)  
[www.outlet.johnson-tiles.com](http://www.outlet.johnson-tiles.com)

---

### Customer Services

Tel: +44 (0)1782 524 000  
Email: [sales@johnson-tiles.com](mailto:sales@johnson-tiles.com)  
8:30am - 5:00pm (Monday - Friday)

---

### Order A Sample

Tel: +44 (0)1782 524 043  
Email: [samples@johnson-tiles.com](mailto:samples@johnson-tiles.com)

---

### Technical Advice Helpline

Tel: +44 (0)1782 524 111  
Email: [ddunlop@johnson-tiles.com](mailto:ddunlop@johnson-tiles.com)

---

Updated: September 2024



© 2024 Johnson Tiles Limited