

# BUCKINGHAM

PORCELAIN AND CERAMIC | FLOOR AND WALL TILES

MARBLE STRUCTURE MOSAIC ABSOLUTE



[www.johnson-tiles.com](http://www.johnson-tiles.com)

© 2024 Johnson Tiles Limited

Est. 1901  
**JOHNSON  
TILES**

# BUCKINGHAM



FIVE COLOURS



FOURTEEN SIZES



FOUR FINISHES

Inspired by the character of marble, and with highlights of striking veins adding subtle, understated detail, Buckingham provides a modern, sophisticated aesthetic. Available in sizes from 600x300mm up to 2700x1200mm, Buckingham showcases a timeless colour palette from the luxurious warmth of Sand to the richness of Anthracite. This commercial collection offers finishes of Soft Bush Hammered, Grip, and Grip+ 2cm, with co-ordinating mosaics and skirtings also included. Buckingham's ceramic wall tiles provide a modern take on classic marbles with stunning veined detail. This nature-inspired collection features intriguing tactile finishes to add depth and visual interest. Try the Line Structure option for a soft, subtle profile, Wave for a corrugated, industrial feel, or Wiggle for undulating movement. The monochromatic tones of White, Light Grey, and Anthracite are available in large format sizes of 900x300mm.







White Line Natural 900x300x11mm - BUCK5L



Grey Soft Bush Hammered 1200x600x9mm - BUCK3B



Wall: Anthracite Soft Bush Hammered 2700x1200x6mm - BUCK4B  
Floor: Anthracite Soft Bush Hammered 1200x1200x9mm - BUCK4B



## COLOURS AND PRODUCT CODES

V2: Low to Moderate Shade Variation

---



### SAND LRV: 45

Product Code (Bla): B BUCK5B + G BUCK5G

Mosaic Code (Bla): B BUC5BM + G BUC5GM | Fitting Code (Bla): B BUC5BS



### LIGHT GREY LRV: 80

Product Code (Bla): B BUCK2B + G BUCK2G + E BUCK2E | Product Code (Bill Ductile): B BUC2DB


Mosaic Code (Bla): B BUC2BM + G BUC2GM | Fitting Code (Bla): B BUC2BS



### GREY LRV: 29

Product Code (Bla): B BUCK3B + G BUCK3G | Product Code (Bill Ductile): B BUC3DB

Mosaic Code (Bla): B BUC3BM + G BUC3GM | Fitting Code (Bla): B BUC3BS



### ANTHRACITE LRV: 15

Product Code (Bla): B BUCK4B + G BUCK4G | Product Code (Bill Ductile): B BUC4DB

Mosaic Code (Bla): B BUC4BM + G BUC4GM | Fitting Code (Bla): B BUC4BS



# COLOURS AND PRODUCT CODES

V2: Low to Moderate Shade Variation




**WHITE - LINE** LRV: 60

Product Code (BIII): N BUCK5L




**LIGHT GREY - LINE** LRV: 80

Product Code (BIII): N BUCK2L




**ANTHRACITE - LINE** LRV: 15

Product Code (BIII): N BUCK5L




**WHITE - WAVE** LRV: 60

Product Code (BIII): N BUCK5V



**LIGHT GREY - WAVE** LRV: 80

Product Code (BIII): N BUCK2V



**ANTHRACITE - WAVE** LRV: 15

Product Code (BIII): N BUCK5V




**WHITE - WIGGLE** LRV: 60

Product Code (BIII): N BUCK5W



**LIGHT GREY - WIGGLE** LRV: 80

Product Code (BIII): N BUCK2W

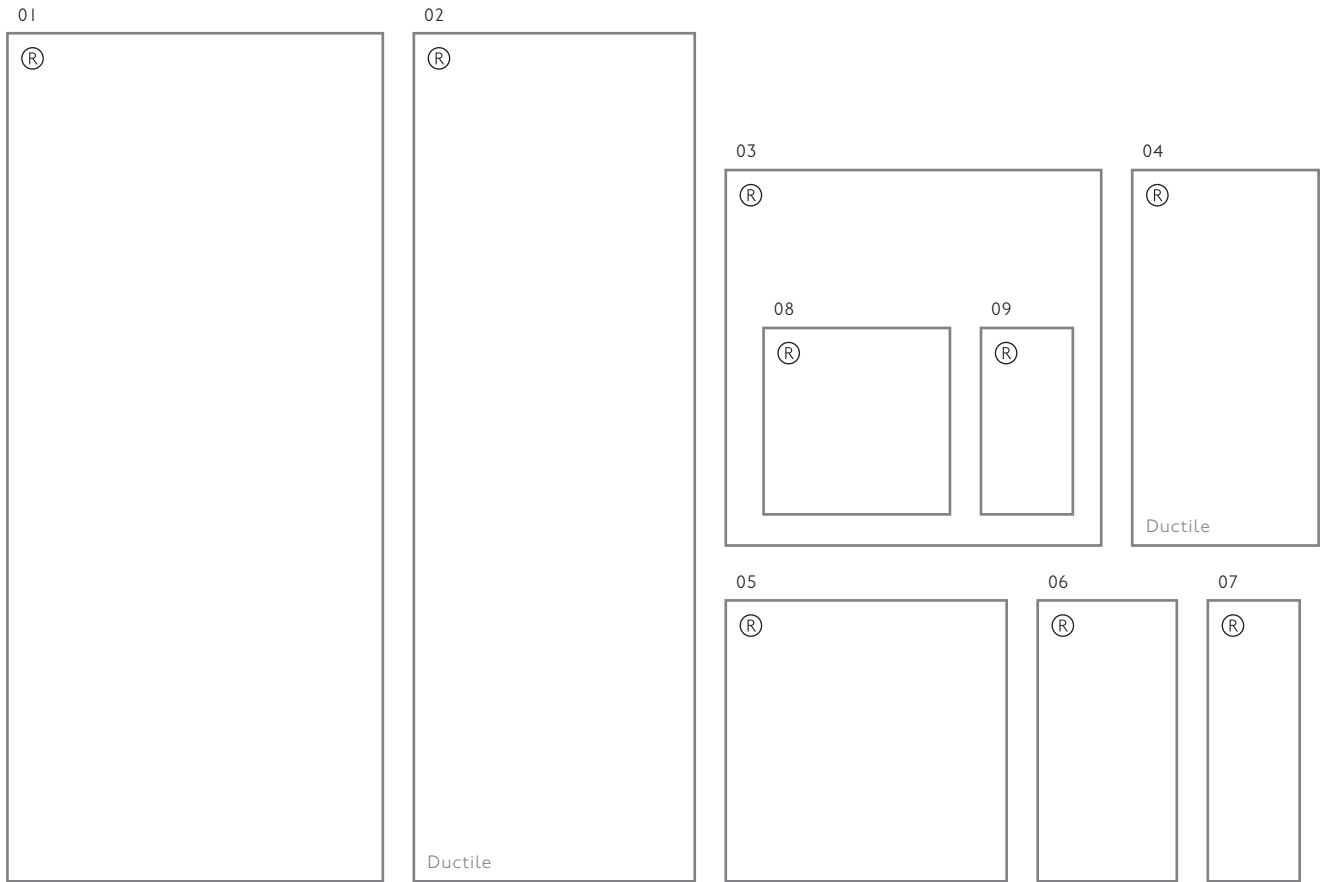


**ANTHRACITE - WIGGLE** LRV: 15

Product Code (BIII): N BUCK5W

# SIZE FORMATS AND AVAILABILITY

Size Options and Packing Information

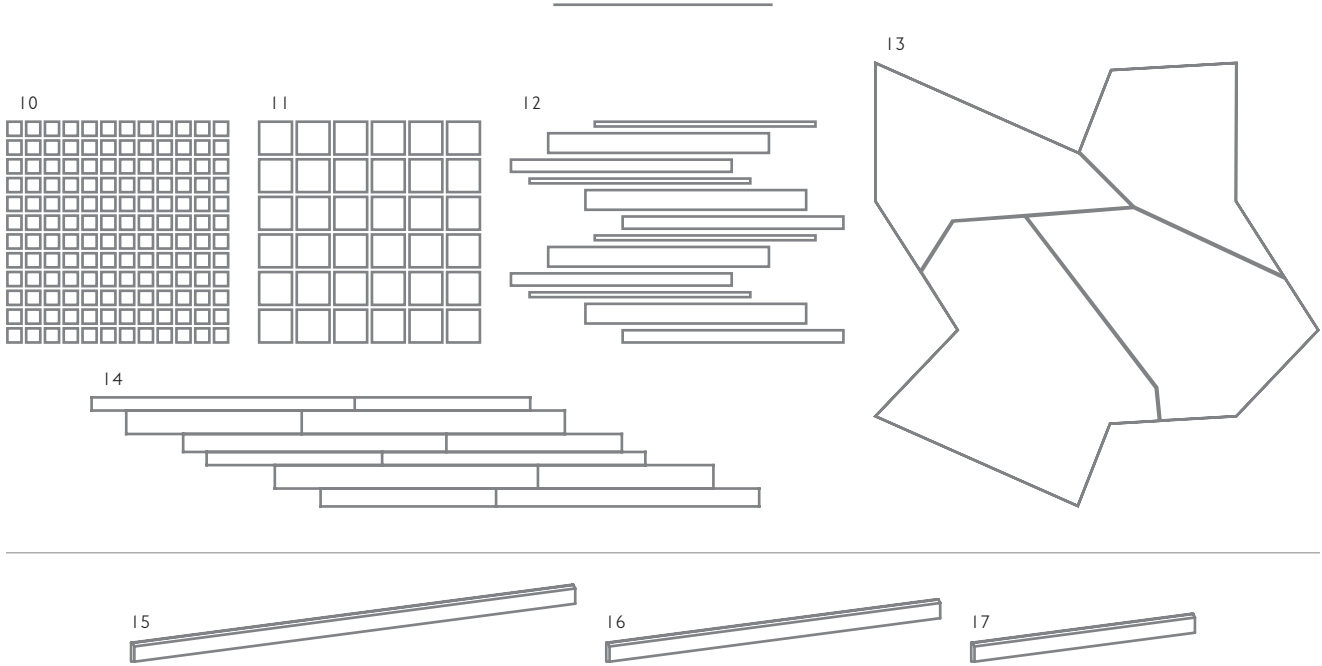


#	Size Format	Thickness	Finish	Structure	Availability	Class	Pcs / Box	M <sup>2</sup> / Box	Kg / Box
01	2700x1200mm	6mm	<b>B</b> Soft Bush Hammered	-	All Colours Shown	Bla	1 Tile	3.23 m <sup>2</sup>	45.50 kg
02	2700x900mm	6mm Ductile	<b>B</b> Soft Bush Hammered	-	Light Grey, Grey and Anthracite Only	BIII	1 Tile	2.42 m <sup>2</sup>	29.04 kg
03	1200x1200mm	9mm	<b>B</b> Soft Bush Hammered	-	All Colours Shown	Bla	1 Tile	1.44 m <sup>2</sup>	30.50 kg
			<b>G</b> Grip	-	All Colours Shown	Bla	1 Tile	1.44 m <sup>2</sup>	30.50 kg
		20mm	<b>E</b> Grip+ 2cm	-	Light Grey Only	Bla	1 Tile	1.44 m <sup>2</sup>	66.02 kg
04	1200x600mm	9mm	<b>B</b> Soft Bush Hammered	-	All Colours Shown	Bla	2 Tiles	1.44 m <sup>2</sup>	30.32 kg
			<b>G</b> Grip	-	All Colours Shown	Bla	2 Tiles	1.44 m <sup>2</sup>	30.32 kg
		6mm Ductile	<b>B</b> Soft Bush Hammered	-	Light Grey, Grey and Anthracite Only	BIII	3 Tiles	2.16 m <sup>2</sup>	25.80kg
05	900x900mm	9mm	<b>B</b> Soft Bush Hammered	-	All Colours Shown	Bla	2 Tiles	1.62 m <sup>2</sup>	34.00 kg
			<b>G</b> Grip	-	All Colours Shown	Bla	2 Tiles	1.62 m <sup>2</sup>	34.00 kg
		20mm	<b>E</b> Grip+ 2cm	-	Light Grey Only	Bla	1 Tile	0.81 m <sup>2</sup>	37.09 kg
06	900x450mm	9mm	<b>B</b> Soft Bush Hammered	-	All Colours Shown	Bla	3 Tiles	1.21 m <sup>2</sup>	25.50 kg
			<b>G</b> Grip	-	All Colours Shown	Bla	3 Tiles	1.21 m <sup>2</sup>	25.50 kg
07	900x300mm	11mm	<b>N</b> Natural	Line	All Colours Shown	BIII	4 Tiles	1.07 m <sup>2</sup>	17.60 kg
				Wave	All Colours Shown	BIII	4 Tiles	1.07 m <sup>2</sup>	17.60 kg
				Wiggle	All Colours Shown	BIII	4 Tiles	1.07 m <sup>2</sup>	17.60 kg
08	600x600mm	9mm	<b>B</b> Soft Bush Hammered	-	All Colours Shown	Bla	3 Tiles	1.08 m <sup>2</sup>	23.22 kg
			<b>G</b> Grip	-	All Colours Shown	Bla	3 Tiles	1.08 m <sup>2</sup>	23.22 kg
09	600x300mm	9mm	<b>B</b> Soft Bush Hammered	-	All Colours Shown	Bla	6 Tiles	1.08 m <sup>2</sup>	22.00 kg
			<b>G</b> Grip	-	All Colours Shown	Bla	6 Tiles	1.08 m <sup>2</sup>	22.00 kg

**Note:** Porcelain / Bla and Ceramic / BIII tiles. For more information please see the suitability advice given in the technical section. All sizes indicated are metric modular. All sizes shown are nominal. For the most up-to-date size, colour and finish availability, please visit our website - [www.johnson-tiles.com](http://www.johnson-tiles.com). (R) Rectified Edge.

# SIZE FORMATS AND AVAILABILITY

Size Options and Packing Information



#	Size Format	Thickness	Finish	Structure	Availability	Class	Pcs / Box	M <sup>2</sup> / Box	Kg / Box
10	300x300mm Square Mosaic	9mm	[B] Soft Bush Hammered	-	All Colours Shown	Bla	5 Sheets	0.44 m <sup>2</sup>	9.00 kg
			[G] Grip	-	All Colours Shown	Bla	5 Sheets	0.44 m <sup>2</sup>	9.00 kg
11	300x300mm Square Mosaic	9mm	[B] Soft Bush Hammered	-	All Colours Shown	Bla	5 Sheets	0.44 m <sup>2</sup>	9.00 kg
			[G] Grip	-	All Colours Shown	Bla	5 Sheets	0.44 m <sup>2</sup>	9.00 kg
12	450x300mm Strip Mosaic	9mm	[B] Soft Bush Hammered	-	All Colours Shown	Bla	5 Sheets	0.44 m <sup>2</sup>	9.00 kg
			[G] Grip	-	All Colours Shown	Bla	5 Sheets	0.44 m <sup>2</sup>	9.00 kg
13	600x600mm Deco Mosaic	9mm	[B] Soft Bush Hammered	-	All Colours Shown	Bla	3 Sheets	0.89 m <sup>2</sup>	19.00 kg
			[G] Grip	-	All Colours Shown	Bla	3 Sheets	0.89 m <sup>2</sup>	19.00 kg
14	900x150mm Strip Mosaic	9mm	[B] Soft Bush Hammered	-	All Colours Shown	Bla	4 Sheets	0.35 m <sup>2</sup>	7.50 kg
			[G] Grip	-	All Colours Shown	Bla	4 Sheets	0.35 m <sup>2</sup>	7.50 kg

#	Fittings	Thickness	Finish	Structure	Availability	Class	Pcs / Box	Lm / Box	Kg / Box
15	1200x50mm B/T Skirting	9mm	[B] Soft Bush Hammered	-	All Colours Shown	Bla	5 Tiles	6.00 lm	7.00 kg
16	900x50mm B/T Skirting	9mm	[B] Soft Bush Hammered	-	All Colours Shown	Bla	5 Tiles	4.50 lm	5.50 kg
17	600x50mm B/T Skirting	9mm	[B] Soft Bush Hammered	-	All Colours Shown	Bla	5 Tiles	3.00 lm	3.00 kg

Note: Porcelain / Bla and Ceramic / Bill tiles. For more information please see the suitability advice given in the technical section. All sizes indicated are metric modular. All sizes shown are nominal. For the most up-to-date size, colour and finish availability, please visit our website - [www.johnson-tiles.com](http://www.johnson-tiles.com). (R) Rectified Edge.



Sand Soft Bush Hammered 2700x1200x6mm - BUCK5B

# TECHNICAL SUPPORT

Specification, Sustainability and Important Information

## Product Specification

Range Name	Finish	Wall Suitability	Floor Suitability	Wet Barefoot	Material / Class
Buckingham	Soft Bush Hammered	Internal and External	Internal Only	-	Porcelain / Bla
	Grip	Internal and External	Internal and External	Yes	Porcelain / Bla
	Grip+ 2cm	-	Internal and External	Yes	Porcelain / Bla
	Natural	Internal Only	-	-	Ceramic / BIII

## Floor Values

Finish	Colour	PTV (96)	PTV (55)	R Value	Wet Ramp	PEI	Traffic
Soft Bush Hammered	All Colours Shown	Wet 25 - 35	-	R9	A	-	Commercial
Grip	All Colours Shown	Wet 36+	Wet 36+	R11	C	-	Commercial
Grip+ 2cm	All Colours Shown	Wet 36+	Wet 36+	R11	C	-	Commercial

## Physical Properties - Glazed Porcelain / Bla

Test and Standard	Requirement	Result	Test and Standard	Requirement	Result
Length / Width EN ISO 10545-2	$\pm 0.6\% \leq \pm 2\text{mm}$	Pass	Modulus of Rupture EN ISO 10545-4	Min. 35N / mm <sup>2</sup>	Pass
Thickness EN ISO 10545-2	$\pm 5\% \leq \pm 0.5\text{mm}$	Pass	Thermal Shock EN ISO 10545-9	Pass	Pass
Straightness of Side EN ISO 10545-2	$\pm 0.5\% \leq \pm 1.5\text{mm}$	Pass	Frost Resistance EN ISO 10545-12	Resistant	Resistant
Rectangularity EN ISO 10545-2	$\pm 0.5\% \leq \pm 2\text{mm}$	Pass	Chemical Resistance EN ISO 10545-13	Min. Class B	Pass
Surface Flatness EN ISO 10545-2	$\pm 0.5\% \leq \pm 2\text{mm}$	Pass	Stain Resistance EN ISO 10545-14	Min. Class 3	Pass
Water Absorption EN ISO 10545-3	$\leq 0.5\%$	Pass	Fire Rating		Class A I <sub>FL</sub> Non Combustible

## Physical Properties - Glazed Ceramic / BIII

Test and Standard	Requirement	Result	Test and Standard	Requirement	Result
Length / Width EN ISO 10545-2	$\pm 0.5\% \leq \pm 2\text{mm}$	Pass	Modulus of Rupture EN ISO 10545-4	Min. 15N / mm <sup>2</sup>	Pass
Thickness EN ISO 10545-2	$\pm 10\% \leq \pm 0.5\text{mm}$	Pass	Thermal Shock EN ISO 10545-9	Pass	Pass
Straightness of Side EN ISO 10545-2	$\pm 0.3\% \leq \pm 1.5\text{mm}$	Pass	Frost Resistance EN ISO 10545-12	-	Not Suitable
Rectangularity EN ISO 10545-2	$\pm 0.5\% \leq \pm 2\text{mm}$	Pass	Chemical Resistance EN ISO 10545-13	Min. Class B	Pass
Surface Flatness EN ISO 10545-2	$\pm 0.5\% \leq \pm 2\text{mm}$	Pass	Stain Resistance EN ISO 10545-14	Min. Class 3	Pass
Water Absorption EN ISO 10545-3	10% to 20%	Pass	Fire Rating		Class A I Non Combustible

## Sustainability Credentials

Range Name	Material / Class	EPD	Recycled Content - Tiles	Recycled Content - Packaging
Buckingham	Glazed Porcelain / Bla	Yes	Up to 30%	Up to 100% (Boxes Only)
	Glazed Ceramic / BIII	Yes	Up to 30%	Up to 100% (Boxes Only)

**Note:** Due to the manufacturing process of all floor tiles there may be small variations in slip resistance. Given this, please refer to our website for the most up-to-date information. The slip resistance properties of a surface can only be maintained with the implementation of an effective regular cleaning and maintenance regime. The frequency of cleaning should be determined by the property manager based on the potential level of surface contaminants. The need for an additional regular cleaning and maintenance regime is further heightened when tiles are used for external floor and wet barefoot applications. Please contact our technical helpline, or visit our website for specification and installation advice. All floor tiles shown in this literature achieve a PTV (96) Dry 36+ test result. PTV (96): Pendulum Test Value - 4S. PTV (55): Pendulum Test Value - TRL. R Value (DIN 51130). Wet Ramp (DIN 51097). PEI: Porcelain Enamel Institute. EPD: Environmental Product Declaration. CSV: Colour Shade Variation.



# TECHNICAL SUPPORT

Specification, Sustainability and Important Information

## Important Information

During the manufacturing process of ceramic and porcelain tiles, some variation in shade and pattern can occur. Before fixing any tiles; several boxes should be opened and their contents mixed to ensure that size, colour and patterning are acceptable.

The tiles shown in this literature are quality products and conform to BS EN 14411 as shown in the physical properties listed above.

For a comprehensive colour, size, finish and availability overview along with full technical and sustainability information for all products shown, please visit our website - [www.johnson-tiles.com](http://www.johnson-tiles.com)

- All sizes listed are metric modular.
- For specific suitability details, please contact our technical advice helpline or use the email address provided.
- Johnson Tiles Limited cannot accept responsibility for any tiles that have already been fixed.
- Johnson Tiles Limited reserves the right to change specification and availability information without prior notice.
- Nothing in these statements does or will affect the statutory rights of the consumer.

All product technical values quoted in this literature are supported by laboratory testing from our own and independent ceramic test houses. Johnson Tiles Limited are British Standard registered. To find out more, please contact our technical advice helpline on +44 (0)1782 524 111 or email: [technical@johnson-tiles.com](mailto:technical@johnson-tiles.com).



Wall: Light Grey Wave 900x300x11mm - BUCK2V

Floor: Light Grey Soft Bush Hammered 1200x1200x9mm - BUCK2B

## WHERE TO FIND US

### Head Office

Harewood Street, Tunstall,  
Stoke on Trent, Staffordshire,  
ST6 5JZ, United Kingdom

Tel: +44 (0)1782 575 575  
Email: [info@johnson-tiles.com](mailto:info@johnson-tiles.com)  
[www.johnson-tiles.com](http://www.johnson-tiles.com)

---

### Material Lab Studio

10 Great Titchfield Street,  
London, W1W 8BB,  
United Kingdom

Tel: +44 (0)20 7436 8629  
Email: [info@material-lab.co.uk](mailto:info@material-lab.co.uk)  
[www.material-lab.co.uk](http://www.material-lab.co.uk)

---

### Factory Outlet

Tel: +44 (0)1782 524 040  
Email: [foutlet@johnson-tiles.com](mailto:foutlet@johnson-tiles.com)  
[www.outlet.johnson-tiles.com](http://www.outlet.johnson-tiles.com)

---

### Customer Services

Tel: +44 (0)1782 524 000  
Email: [sales@johnson-tiles.com](mailto:sales@johnson-tiles.com)  
8:30am - 4:30pm (Monday - Friday)

---

### Order A Sample

Tel: +44 (0)1782 524 043  
Email: [samples@johnson-tiles.com](mailto:samples@johnson-tiles.com)

---

### Technical Advice Helpline

Tel: +44 (0)1782 524 111  
Email: [technical@johnson-tiles.com](mailto:technical@johnson-tiles.com)

---

Updated: October 2024



© 2024 Johnson Tiles Limited