

KYOTO

GLAZED PORCELAIN | FLOOR AND WALL TILES

STONE PATTERN ABSOLUTE



www.johnson-tiles.com

© 2024 Johnson Tiles Limited

Est. 1901
**JOHNSON
TILES**

KYOTO

 **FOUR COLOURS**  **TWO SIZES**  **ONE FINISH**

Kyoto is characterised by a handcrafted look with a rustic effect. Featuring a neutral colour palette for a pared back, simplistic aesthetic, Kyoto is refined in its decoration with earthy field tiles and touches of rich colour layered onto the decor products. This collection offers surface detail to evoke textured depth reminiscent of organic raised surfaces. Two small format size options are available; try combining the square 150x150mm designs with the 150x50mm metro tiles for added visual interest. For a touch of luxury, opt for Gold, an intense matt colour that adds a metallic lustre.





Natural Matt 150x150x10mm - KYT01M
 Natural Décor Matt 150x150x10mm - KYT1MD



Natural Matt 150x150mm - KYT01M
 Grey Matt 150x150mm - KYT02M
 Graphite Matt 150x150mm and 150x50x10mm - KYT03M
 Gold Matt 150x50mm - KYT04M



Natural Matt 150x150x10mm - KYT01M
 Grey Décor Matt 150x50x10mm - KYT2MD


COLOURS AND PRODUCT CODES

V2: Low to Moderate Shade Variation



NATURAL PEI: III LRV: 55

Product Code:  KYT01M



NATURAL - DÉCOR PEI: III

Product Code:  KYT1MD



GREY PEI: III LRV: 31

Product Code:  KYT02M



GREY - DÉCOR PEI: III

Product Code:  KYT2MD



GRAPHITE PEI: II LRV: 11

Product Code:  KYT03M



GRAPHITE - DÉCOR PEI: II

Product Code:  KYT3MD




GOLD LRV: 21

Product Code (Wall Tile Only):  KYT04M

Note: Natural, Grey and Graphite - Décors in 150x150mm and 150x50mm size-formats have thirty-six different face designs available, all randomly mixed within each box.

SIZE FORMATS AND AVAILABILITY

Size Options and Packing Information



Note: Kyoto has slight dimensional differences between pieces, which are a part of the intended aesthetic. It is advised to adjust each tile during the installation process, instead of using tile spacers.

#	Size Format	Thickness	Finish	Availability	Class	Pcs / Box	M ² / Box	Kg / Box
01	150x150mm	10mm	Matt	All Colours Except Gold	Bla	22 Tiles	0.48 m ²	10.55 kg
02	150x50mm	10mm	Matt	All Colours Except Gold	Bla	66 Tiles	0.46 m ²	10.35 kg
				Gold Only	Bla	10 Tiles	0.07 m ²	1.67 kg

Note: Glazed Porcelain / Bla tiles. For more information please see the suitability advice given in the technical section. All sizes indicated are metric modular. All sizes shown are nominal. For the most up-to-date size, colour and finish availability, please visit our website - www.johnson-tiles.com.




Grey Matt 150x50x10mm - KYT02M
 Grey Décor Matt 150x50x10mm - KYT2MD

TECHNICAL SUPPORT


Specification, Sustainability and Important Information

Product Specification













Range Name	Finish	Wall Suitability	Floor Suitability	Wet Barefoot	Material / Class
Kyoto	 Matt	Internal and External *	Internal Only *	-	Glazed Porcelain / Bla

* Kyoto Gold Matt 150x50mm is suitable for internal wall applications only.

Floor Values

Finish	Colour	PTV (96)	PTV (55)	R Value	Wet Ramp	PEI	Traffic
 Natural	Natural and Grey Only	Wet 25 - 35	-	R 10	-	III	Light Commercial
	Natural and Grey Décors Only	Wet 0 - 24	-	R 10	-	III	Light Commercial
	Graphite Only	Wet 25 - 35	-	R 10	-	II	Domestic
	Graphite Décor Only	Wet 0 - 24	-	R 10	-	II	Domestic

Physical Properties - Glazed Porcelain / Bla

Test and Standard	Requirement	Result	Test and Standard	Requirement	Result
 Length / Width EN ISO 10545-2	$\pm 0.6\% \leq \pm 2\text{mm}$	Pass	 Modulus of Rupture EN ISO 10545-4	Min. 35N / mm ²	Pass
 Thickness EN ISO 10545-2	$\pm 5\% \leq \pm 0.5\text{mm}$	Pass	 Thermal Shock EN ISO 10545-9	Pass	Pass
 Straightness of Side EN ISO 10545-2	$\pm 0.5\% \leq \pm 1.5\text{mm}$	Pass	 Frost Resistance EN ISO 10545-12	Resistant	Resistant
 Rectangularity EN ISO 10545-2	$\pm 0.5\% \leq \pm 2\text{mm}$	Pass	 Chemical Resistance EN ISO 10545-13	Min. Class B	Pass
 Surface Flatness EN ISO 10545-2	$\pm 0.5\% \leq \pm 2\text{mm}$	Pass	 Stain Resistance EN ISO 10545-14	Min. Class 3	Pass
 Water Absorption EN ISO 10545-3	$\leq 0.5\%$	Pass	 Fire Rating		Class A I FL Non Combustible

Sustainability Credentials

Range Name	Material / Class	EPD	Recycled Content - Tiles	Recycled Content - Packaging
Kyoto	Glazed Porcelain / Bla	Yes	Up to 60%	Up to 100% (Boxes Only)

Note: Due to the manufacturing process of all floor tiles there may be small variations in slip resistance. Given this, please refer to our website for the most up-to-date information. The slip resistance properties of a surface can only be maintained with the implementation of an effective regular cleaning and maintenance regime. The frequency of cleaning should be determined by the property manager based on the potential level of surface contaminants. The need for an additional regular cleaning and maintenance regime is further heightened when tiles are used for external floor and wet barefoot applications. Please contact our technical helpline, or visit our website for specification and installation advice. All floor tiles shown in this literature achieve a PTV (96) Dry 36+ test result. PTV (96): Pendulum Test Value - 4S. PTV (55): Pendulum Test Value - TRL. R Value (DIN 51130). Wet Ramp (DIN 51097). PEI: Porcelain Enamel Institute. EPD: Environmental Product Declaration. CSV: Colour Shade Variation.

Important Information

During the manufacturing process of ceramic and porcelain tiles, some variation in shade and pattern can occur. Before fixing any tiles; several boxes should be opened and their contents mixed to ensure that size, colour and patterning are acceptable.

The tiles shown in this literature are quality products and conform to BS EN 14411 as shown in the physical properties listed above.

For a comprehensive colour, size, finish and availability overview along with full technical and sustainability information for all products shown, please visit our website - www.johnson-tiles.com

- All sizes listed are metric modular.
- For specific suitability details, please contact our technical advice helpline or use the email address provided.
- Johnson Tiles Limited cannot accept responsibility for any tiles that have already been fixed.
- Johnson Tiles Limited reserves the right to change specification and availability information without prior notice.
- Nothing in these statements does or will affect the statutory rights of the consumer.

All product technical values quoted in this literature are supported by laboratory testing from our own and independent ceramic test houses. Johnson Tiles Limited are British Standard registered. To find out more, please contact our technical advice helpline on +44 (0)1782 524 111 or email: technical@johnson-tiles.com.

WHERE TO FIND US

Head Office

Harewood Street, Tunstall,
Stoke on Trent, Staffordshire,
ST6 5JZ, United Kingdom

Tel: +44 (0)1782 575 575
Email: info@johnson-tiles.com
www.johnson-tiles.com

Material Lab Studio

10 Great Titchfield Street,
London, W1W 8BB,
United Kingdom

Tel: +44 (0)20 7436 8629
Email: info@material-lab.co.uk
www.material-lab.co.uk

Factory Outlet

Tel: +44 (0)1782 524 040
Email: foutlet@johnson-tiles.com
www.outlet.johnson-tiles.com

Customer Services

Tel: +44 (0)1782 524 000
Email: sales@johnson-tiles.com
8:30am - 4:30pm (Monday - Friday)

Order A Sample

Tel: +44 (0)1782 524 043
Email: samples@johnson-tiles.com

Technical Advice Helpline

Tel: +44 (0)1782 524 111
Email: technical@johnson-tiles.com

Updated: October 2024



www.johnson-tiles.com | [f](#) [X](#) [G](#) [d](#) [P](#) [in](#) [v](#)

© 2024 Johnson Tiles Limited