

LABYRINTH

GLAZED PORCELAIN | FLOOR AND WALL TILES

MARBLE WOOD ABSOLUTE



www.johnson-tiles.com

© 2024 Johnson Tiles Limited

Est. 1901
**JOHNSON
TILES**

LABYRINTH



FOUR COLOURS



TWO SIZES



ONE FINISH

Labyrinth is an intriguing range which showcases three different shapes that can be used interchangeably to create striking designs full of personality. The our colourways include Light, Mid, and Dark Wood, juxtaposed with a Calacatta Marble option to bring an extra touch of opulence.

Combine different shapes in one colourway, or experiment with the versatility of the range by mixing and matching all four colourways across the shape options. A trapezium and two chevrons form the basis for the shapes within this range, providing a luxurious look.





Wood Light, Wood Mid and Wood Dark Natural
520x100x8.5mm Chevron A and B - LAB2CA and
LAB2CB, LAB3CA and LAB3CB & LAB4CA and LAB4CB



Calacatta Natural 520x100x8.5mm Chevron B - LAB1CB
Wood Light Natural 520x100x8.5mm Chevron B - LAB2CB



Wood Light, Wood Mid and Wood Dark Natural 520x100x8.5mm Chevron
A and B - LAB2CA and LAB2CB, LAB3CA and LAB3CB & LAB4CA and LAB4CB


COLOURS AND PRODUCT CODES

V2: Low to Moderate Shade Variation




CALACATTA - CHEVRON A [PEI: IV] [LRV: 65]

Product Code: [N] LAB1CA



CALACATTA - CHEVRON B [PEI: IV] [LRV: 65]

Product Code: [N] LAB1CB



CALACATTA - TRAPEZIUM [PEI: IV] [LRV: 65]

Product Code: [N] LAB01T



WOOD LIGHT - TRAPEZIUM [PEI: III] [LRV: 50]

Product Code: [N] LAB02T



WOOD LIGHT - CHEVRON A [PEI: III] [LRV: 50]

Product Code: [N] LAB2CA



WOOD LIGHT - CHEVRON B [PEI: III] [LRV: 50]

Product Code: [N] LAB2CB

COLOURS AND PRODUCT CODES

V2: Low to Moderate Shade Variation



WOOD MID - CHEVRON A PEI: III LRV: 31

Product Code: N LAB3CA



WOOD MID - CHEVRON B PEI: III LRV: 31

Product Code: N LAB3CB




WOOD MID - TRAPEZIUM PEI: III LRV: 31

Product Code: N LAB03T



WOOD DARK - TRAPEZIUM PEI: II LRV: 15

Product Code: N LAB04T



WOOD DARK - CHEVRON A PEI: II LRV: 15

Product Code: N LAB4CA

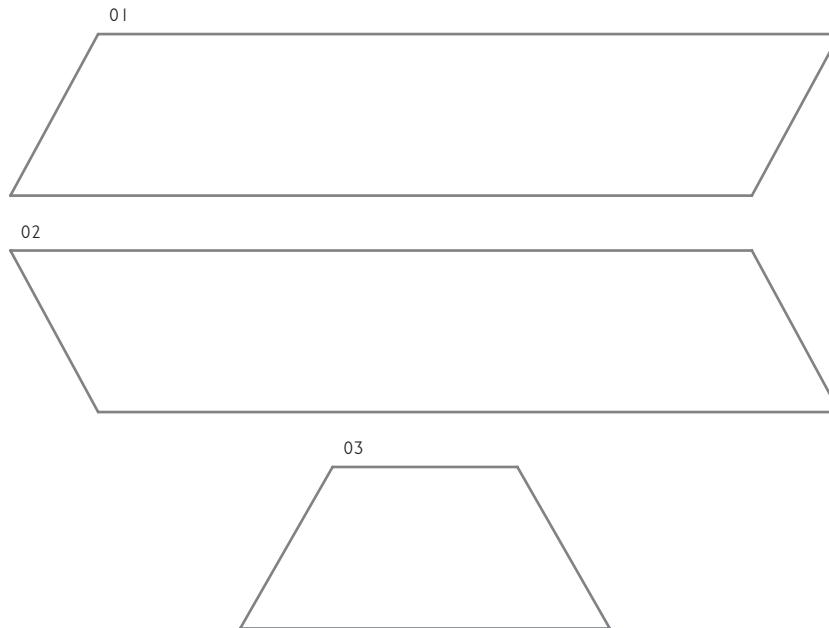


WOOD DARK - CHEVRON B PEI: II LRV: 15

Product Code: N LAB4CB

SIZE FORMATS AND AVAILABILITY

Size Options and Packing Information



#	Size Format	Thickness	Finish	Availability	Class	Pcs / Box	M ² / Box	Kg / Box
01	520x100mm - Chevron A	8.5mm	Natural	All Colours Shown	Bla	10 Tiles	0.46 m ²	8.64 kg
02	520x100mm - Chevron B	8.5mm	Natural	All Colours Shown	Bla	10 Tiles	0.46 m ²	8.64 kg
03	230x100mm - Trapezium	8.5mm	Natural	All Colours Shown	Bla	20 Tiles	0.34 m ²	6.94 kg

Note: Glazed Porcelain / Bla tiles. For more information please see the suitability advice given in the technical section. All sizes indicated are metric modular. All sizes shown are nominal. For the most up-to-date size, colour and finish availability, please visit our website - www.johnson-tiles.com.




Wood Light, Wood Mid and Wood Dark Natural 230x100mm Trapezium - LAB02T, LAB03T and LAB04T


TECHNICAL SUPPORT

Specification, Sustainability and Important Information













Product Specification

Range Name	Finish	Wall Suitability	Floor Suitability	Wet Barefoot	Material / Class
Labyrinth	 Natural	Internal and External	Internal Only	-	Glazed Porcelain / Bla

Floor Values

Finish	Colour	PTV (96)	PTV (55)	R Value	Wet Ramp	PEI	Traffic
 Natural	Calacatta Only	Wet 25 - 35	-	R10	-	IV	Commercial
	Wood Light and Wood Mid Only	Wet 25 - 35	-	R10	-	III	Light Commercial
	Wood Dark Only	Wet 25 - 35	-	R9	-	II	Domestic

Physical Properties - Glazed Porcelain / Bla

Test and Standard	Requirement	Result	Test and Standard	Requirement	Result
 Length / Width EN ISO 10545-2	$\pm 0.6\% \leq \pm 2\text{mm}$	Pass	 Modulus of Rupture EN ISO 10545-4	Min. 35N / mm ²	Pass
 Thickness EN ISO 10545-2	$\pm 5\% \leq \pm 0.5\text{mm}$	Pass	 Thermal Shock EN ISO 10545-9	Pass	Pass
 Straightness of Side EN ISO 10545-2	$\pm 0.5\% \leq \pm 1.5\text{mm}$	Pass	 Frost Resistance EN ISO 10545-12	Resistant	Resistant
 Rectangularity EN ISO 10545-2	$\pm 0.5\% \leq \pm 2\text{mm}$	Pass	 Chemical Resistance EN ISO 10545-13	Min. Class B	Pass
 Surface Flatness EN ISO 10545-2	$\pm 0.5\% \leq \pm 2\text{mm}$	Pass	 Stain Resistance EN ISO 10545-14	Min. Class 3	Pass
 Water Absorption EN ISO 10545-3	$\leq 0.5\%$	Pass	 Fire Rating		Class A I FL Non Combustible

Sustainability Credentials

Range Name	Material / Class	EPD	Recycled Content - Tiles	Recycled Content - Packaging
Labyrinth	Glazed Porcelain / Bla	Yes	Up to 60%	Up to 100% (Boxes Only)

Note: Due to the manufacturing process of all floor tiles there may be small variations in slip resistance. Given this, please refer to our website for the most up-to-date information. The slip resistance properties of a surface can only be maintained with the implementation of an effective regular cleaning and maintenance regime. The frequency of cleaning should be determined by the property manager based on the potential level of surface contaminants. The need for an additional regular cleaning and maintenance regime is further heightened when tiles are used for external floor and wet barefoot applications. Please contact our technical helpline, or visit our website for specification and installation advice. All floor tiles shown in this literature achieve a PTV (96) Dry 36+ test result. PTV (96): Pendulum Test Value - 4S. PTV (55): Pendulum Test Value - TRL. R Value (DIN 51130). Wet Ramp (DIN 51097). PEI: Porcelain Enamel Institute. EPD: Environmental Product Declaration. CSV: Colour Shade Variation.

Important Information

During the manufacturing process of ceramic and porcelain tiles, some variation in shade and pattern can occur. Before fixing any tiles; several boxes should be opened and their contents mixed to ensure that size, colour and patterning are acceptable.

The tiles shown in this literature are quality products and conform to BS EN 14411 as shown in the physical properties listed above.

For a comprehensive colour, size, finish and availability overview along with full technical and sustainability information for all products shown, please visit our website - www.johnson-tiles.com

- All sizes listed are metric modular.
- For specific suitability details, please contact our technical advice helpline or use the email address provided.
- Johnson Tiles Limited cannot accept responsibility for any tiles that have already been fixed.
- Johnson Tiles Limited reserves the right to change specification and availability information without prior notice.
- Nothing in these statements does or will affect the statutory rights of the consumer.

All product technical values quoted in this literature are supported by laboratory testing from our own and independent ceramic test houses. Johnson Tiles Limited are British Standard registered. To find out more, please contact our technical advice helpline on +44 (0)1782 524 111 or email: technical@johnson-tiles.com.

WHERE TO FIND US

Head Office

Harewood Street, Tunstall,
Stoke on Trent, Staffordshire,
ST6 5JZ, United Kingdom

Tel: +44 (0)1782 575 575
Email: info@johnson-tiles.com
www.johnson-tiles.com

Material Lab Studio

10 Great Titchfield Street,
London, W1W 8BB,
United Kingdom

Tel: +44 (0)20 7436 8629
Email: info@material-lab.co.uk
www.material-lab.co.uk

Factory Outlet

Tel: +44 (0)1782 524 040
Email: foutlet@johnson-tiles.com
www.outlet.johnson-tiles.com

Customer Services

Tel: +44 (0)1782 524 000
Email: sales@johnson-tiles.com
8:30am - 4:30pm (Monday - Friday)

Order A Sample

Tel: +44 (0)1782 524 043
Email: samples@johnson-tiles.com

Technical Advice Helpline

Tel: +44 (0)1782 524 111
Email: technical@johnson-tiles.com

Updated: October 2024



© 2024 Johnson Tiles Limited