

NEPTUNITE

GLAZED PORCELAIN | FLOOR AND WALL TILES

STONE

ABSOLUTE



www.johnson-tiles.com

© 2024 Johnson Tiles Limited

Est. 1901
**JOHNSON
TILES**

NEPTUNITE



FIVE COLOURS



THREE SIZES



TWO FINISHES

Neptunite is a glazed porcelain range that showcases the patina effect of rusted metals such as Silver, Aluminium and Copper. From different angles it can give the illusion of variable colour shades which creates a truly authentic look. With a wide selection of sizes ranging from 600x600mm up to 1200x600mm and in two finishes; Natural & Lapato, it also benefits from a range of co-ordinating fittings. Neptunite adds character and surface interest to any installation.





Aluminium Natural 1200x600x8.8mm - NPT03N



Wall: Aluminium Lapato 1200x600x8.8mm - NPT03L

Desk: Silver Lapato 1200x600x8.8mm - NPT02L

Floor: Silver Natural 900x900x9.5mm - NPT02N



Wall: Aluminium Lapato 1200x600x8.8mm - NPT03L

Floor: Silver Natural 900x900x9.5mm - NPT02N

COLOURS AND PRODUCT CODES

V2: Low to Moderate Shade Variation



IVORY PEI: IV LRV: 60

Product Code: N NPT01N + L NPT01L | Fitting Code: N NPT1NS



SILVER PEI: III LRV: 31

Product Code: N NPT02N + L NPT02L | Fitting Code: N NPT2NS



ALUMINIUM PEI: III LRV: 18

Product Code: N NPT03N + L NPT03L | Fitting Code: N NPT3NS

COLOURS AND PRODUCT CODES

V2: Low to Moderate Shade Variation



COPPER PEI: III LRV: 26

Product Code: N NPT04N + L NPT04L | Fitting Code: N NPT4NS




STEEL PEI: III LRV: 10

Product Code: N NPT05N + L NPT05L | Fitting Code: N NPT5NS

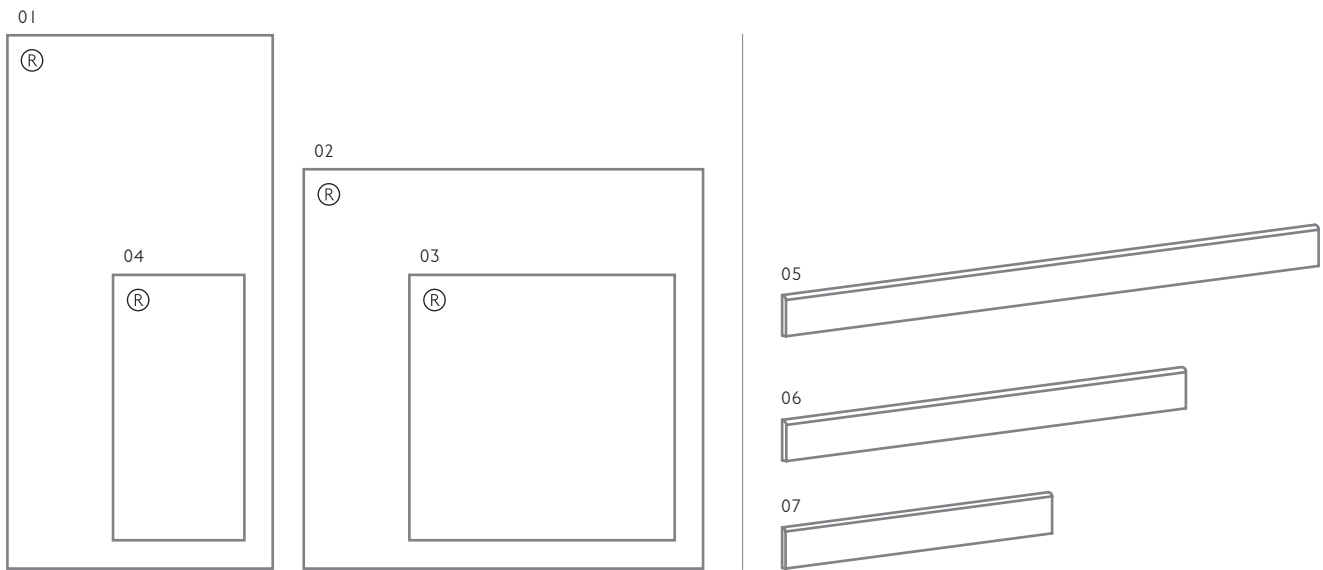


Aluminium Lapato | 200x600x8.8mm - NPT03L



SIZE FORMATS AND AVAILABILITY

Size Options and Packing Information



#	Size Format	Thickness	Finish	Availability	Class	Pcs / Box	M ² / Box	Kg / Box
01	1200x600mm	8.8mm	Natural	All Colours Shown	Bla	2 Tiles	1.44 m ²	35.00 kg
			Lapato	All Colours Shown	Bla	2 Tiles	1.44 m ²	35.00 kg
02	900x900mm	9.5mm	Natural	All Colours Shown	Bla	2 Tiles	1.60 m ²	38.00 kg
			Lapato	All Colours Shown	Bla	2 Tiles	1.60 m ²	38.00 kg
03	600x600mm	7.8mm	Natural	All Colours Shown	Bla	4 Tiles	1.44 m ²	26.50 kg
			Lapato	All Colours Shown	Bla	4 Tiles	1.44 m ²	26.50 kg
04	600x300mm	7.8mm	Natural	All Colours Shown	Bla	7 Tiles	1.26 m ²	24.00 kg
			Lapato	All Colours Shown	Bla	7 Tiles	1.26 m ²	24.00 kg

#	Fittings	Thickness	Finish	Availability	Class	Pcs / Box	Lm / Box	Kg / Box
05	1200x90mm R/T Skirting	8.8mm	Natural	All Colours Shown	Bla	10 Tiles	12.00 Lm	25.00 kg
06	900x90mm R/T Skirting	9.5mm	Natural	All Colours Shown	Bla	12 Tiles	10.80 Lm	23.00 kg
07	600x90mm R/T Skirting	7.8mm	Natural	All Colours Shown	Bla	16 Tiles	9.60 Lm	16.00 kg

Note: Glazed Porcelain / Bla tiles. For more information please see the suitability advice given in the technical section. All sizes indicated are metric modular. All sizes shown are nominal. For the most up-to-date size, colour and finish availability, please visit our website - www.johnson-tiles.com. (R) Rectified Edge.





Aluminium Lapato 1200x600x8.8mm - NPT03L



TECHNICAL SUPPORT

Specification, Sustainability and Important Information













Product Specification

Range Name	Finish	Wall Suitability	Floor Suitability	Wet Barefoot	Material / Class
Neptunite	 Natural	Internal and External	Internal Only	-	Glazed Porcelain / Bla
	 Lapato	Internal and External	Internal Only	-	Glazed Porcelain / Bla

Floor Values

Finish	Colour	PTV (96)	PTV (55)	R Value	Wet Ramp	PEI	Traffic
 Natural	Ivory Only	Wet 25 - 35	-	R 10	-	IV	Commercial
	All Other Colours	Wet 25 - 35	-	R 10	-	III	Light Commercial
 Lapato	Ivory Only	Wet 0 - 24	-	-	-	IV	Commercial
	All Other Colours	Wet 0 - 24	-	-	-	III	Light Commercial

Physical Properties - Glazed Porcelain / Bla

Test and Standard	Requirement	Result	Test and Standard	Requirement	Result
 Length / Width EN ISO 10545-2	$\pm 0.6\% \leq \pm 2\text{mm}$	Pass	 Modulus of Rupture EN ISO 10545-4	Min. 35N / mm ²	Pass
 Thickness EN ISO 10545-2	$\pm 5\% \leq \pm 0.5\text{mm}$	Pass	 Thermal Shock EN ISO 10545-9	Pass	Pass
 Straightness of Side EN ISO 10545-2	$\pm 0.5\% \leq \pm 1.5\text{mm}$	Pass	 Frost Resistance EN ISO 10545-12	Resistant	Resistant
 Rectangularity EN ISO 10545-2	$\pm 0.5\% \leq \pm 2\text{mm}$	Pass	 Chemical Resistance EN ISO 10545-13	Min. Class B	Pass
 Surface Flatness EN ISO 10545-2	$\pm 0.5\% \leq \pm 2\text{mm}$	Pass	 Stain Resistance EN ISO 10545-14	Min. Class 3	Pass
 Water Absorption EN ISO 10545-3	$\leq 0.5\%$	Pass	 Fire Rating		Class A I FL Non Combustible

Sustainability Credentials

Range Name	Material / Class	EPD	Recycled Content - Tiles	Recycled Content - Packaging
Neptunite	Glazed Porcelain / Bla	-	Up to 30%	Up to 100% (Boxes Only)

Note: Due to the manufacturing process of all floor tiles there may be small variations in slip resistance. Given this, please refer to our website for the most up-to-date information. The slip resistance properties of a surface can only be maintained with the implementation of an effective regular cleaning and maintenance regime. The frequency of cleaning should be determined by the property manager based on the potential level of surface contaminants. The need for an additional regular cleaning and maintenance regime is further heightened when tiles are used for external floor and wet barefoot applications. Please contact our technical helpline, or visit our website for specification and installation advice. All floor tiles shown in this literature achieve a PTV (96) Dry 36+ test result. PTV (96): Pendulum Test Value - 4S. PTV (55): Pendulum Test Value - TRL. R Value (DIN 51130). Wet Ramp (DIN 51097). PEI: Porcelain Enamel Institute. EPD: Environmental Product Declaration. CSV: Colour Shade Variation.

Important Information

During the manufacturing process of ceramic and porcelain tiles, some variation in shade and pattern can occur. Before fixing any tiles; several boxes should be opened and their contents mixed to ensure that size, colour and patterning are acceptable.

The tiles shown in this literature are quality products and conform to BS EN 14411 as shown in the physical properties listed above.

For a comprehensive colour, size, finish and availability overview along with full technical and sustainability information for all products shown, please visit our website - www.johnson-tiles.com

- All sizes listed are metric modular.
- For specific suitability details, please contact our technical advice helpline or use the email address provided.
- Johnson Tiles Limited cannot accept responsibility for any tiles that have already been fixed.
- Johnson Tiles Limited reserves the right to change specification and availability information without prior notice.
- Nothing in these statements does or will affect the statutory rights of the consumer.

All product technical values quoted in this literature are supported by laboratory testing from our own and independent ceramic test houses. Johnson Tiles Limited are British Standard registered. To find out more, please contact our technical advice helpline on +44 (0)1782 524 111 or email: technical@johnson-tiles.com.

WHERE TO FIND US

Head Office

Harewood Street, Tunstall,
Stoke on Trent, Staffordshire,
ST6 5JZ, United Kingdom

Tel: +44 (0)1782 575 575
Email: info@johnson-tiles.com
www.johnson-tiles.com

Material Lab Studio

10 Great Titchfield Street,
London, W1W 8BB,
United Kingdom

Tel: +44 (0)20 7436 8629
Email: info@material-lab.co.uk
www.material-lab.co.uk

Factory Outlet

Tel: +44 (0)1782 524 040
Email: foutlet@johnson-tiles.com
www.outlet.johnson-tiles.com

Customer Services

Tel: +44 (0)1782 524 000
Email: sales@johnson-tiles.com
8:30am - 4:30pm (Monday - Friday)

Order A Sample

Tel: +44 (0)1782 524 043
Email: samples@johnson-tiles.com

Technical Advice Helpline

Tel: +44 (0)1782 524 111
Email: technical@johnson-tiles.com

Updated: December 2024



© 2024 Johnson Tiles Limited