

SPECTRUM

GLAZED CERAMIC | WALL TILES

COLOUR SELECT



f X @ d p in v

www.johnson-tiles.com

© 2024 Johnson Tiles Limited

Est. 1901
**JOHNSON
TILES**

SPECTRUM



EIGHT COLOURS



ONE SIZE



ONE FINISH

Spectrum is a UK-designed glazed ceramic wall tile range, featuring a 400x75mm slim format. Immerse yourself in the captivating palette of eight contemporary hues - Chalk, Taupe, Pewter, Blush, Cotto, Jade, Ash, and Slate. Each tile features a luxurious satin finish, delivering a modern, sleek look. With this versatile canvas at your disposal, you can explore various tile layouts, unlocking boundless creativity and expressiveness in your space. Whether you're aiming for bold, daring statements or subtle, refined touches, these on-trend colours provide a show-stopping solution for any commercial or residential design scheme.





Taupe Satin 400x75x8mm - SPEC2A



Chalk Satin 400x75x8mm - SPEC1A



Pewter Satin 400x75x8mm SPEC3A



Blush Satin 400x75x8mm - SPEC4A




Slate Satin 400x75x8mm - SPEC8A



Jade Satin 400x75x8mm - SPEC6A

COLOURS AND PRODUCT CODES

VI: Low Shade Variation



CHALK LRV: 72

Product Code: S SPEC1A



TAUPE LRV: 68

Product Code: S SPEC2A



PEWTER LRV: 65

Product Code: S SPEC3A



BLUSH LRV: 55

Product Code: S SPEC4A

COLOURS AND PRODUCT CODES

VI: Low Shade Variation



COTTO LRV: 37

Product Code:  SPEC5A



JADE LRV: 39

Product Code:  SPEC6A



ASH LRV: 21

Product Code:  SPEC7A



SLATE LRV: 18

Product Code:  SPEC8A

SIZE FORMATS AND AVAILABILITY

Size Options and Packing Information

01



#	Size Format	Thickness	Finish	Availability	Class	Pcs / Box	M ² / Box	Kg / Box
01	400x75mm	8mm	 Satin	All Colours Shown	BIII	33 Tiles	0.99 m ²	13.50 kg

Note: Glazed Ceramic / BIII tiles. For more information please see the suitability advice given in the technical section. All sizes indicated are metric modular. All sizes shown are nominal. For the most up-to-date size, colour and finish availability, please visit our website - www.johnson-tiles.com.




Ash Satin 400x75x8mm - SPEC7A













TECHNICAL SUPPORT

Specification, Sustainability and Important Information

Product Specification

Range Name	Finish	Wall Suitability	Floor Suitability	Wet Barefoot	Material / Class
Spectrum	 Satin	Internal Only	-	-	Glazed Ceramic / BIII

Physical Properties - Glazed Ceramic / BIII

Test and Standard	Requirement	Result	Test and Standard	Requirement	Result
 Length / Width EN ISO 10545-2	$\pm 0.5\% \leq \pm 2\text{mm}$	Pass	 Modulus of Rupture EN ISO 10545-4	Min. 15N / mm ²	Pass
 Thickness EN ISO 10545-2	$\pm 10\% \leq \pm 0.5\text{mm}$	Pass	 Thermal Shock EN ISO 10545-9	Pass	Pass
 Straightness of Side EN ISO 10545-2	$\pm 0.3\% \leq \pm 1.5\text{mm}$	Pass	 Frost Resistance EN ISO 10545-12	-	Not Suitable
 Rectangularity EN ISO 10545-2	$\pm 0.5\% \leq \pm 2\text{mm}$	Pass	 Chemical Resistance EN ISO 10545-13	Min. Class B	Pass
 Surface Flatness EN ISO 10545-2	$\pm 0.5\% \leq \pm 2\text{mm}$	Pass	 Stain Resistance EN ISO 10545-14	Min. Class 3	Pass
 Water Absorption EN ISO 10545-3	10% to 20%	Pass	 Fire Rating		Class A I Non Combustible

Sustainability Credentials

Range Name	Material / Class	EPD	Recycled Content - Tiles	Recycled Content - Packaging
Spectrum	Glazed Ceramic / BIII	-	-	Up to 100% (Boxes Only)

Note: Please contact our technical helpline, or visit our website for specification and installation advice.
EPD: Environmental Product Declaration. CSV: Colour Shade Variation.

Important Information

During the manufacturing process of ceramic and porcelain tiles, some variation in shade and pattern can occur. Before fixing any tiles; several boxes should be opened and their contents mixed to ensure that size, colour and patterning are acceptable.

The tiles shown in this literature are quality products and conform to BS EN 14411 as shown in the physical properties listed above.

For a comprehensive colour, size, finish and availability overview along with full technical and sustainability information for all products shown, please visit our website - www.johnson-tiles.com

- All sizes listed are metric modular.
- For specific suitability details, please contact our technical advice helpline or use the email address provided.
- Johnson Tiles Limited cannot accept responsibility for any tiles that have already been fixed.
- Johnson Tiles Limited reserves the right to change specification and availability information without prior notice.
- Nothing in these statements does or will affect the statutory rights of the consumer.

All product technical values quoted in this literature are supported by laboratory testing from our own and independent ceramic test houses. Johnson Tiles Limited are British Standard registered. To find out more, please contact our technical advice helpline on +44 (0)1782 524 111 or email: technical@johnson-tiles.com.

WHERE TO FIND US

Head Office

Harewood Street, Tunstall,
Stoke on Trent, Staffordshire,
ST6 5JZ, United Kingdom

Tel: +44 (0)1782 575 575
Email: info@johnson-tiles.com
www.johnson-tiles.com

Material Lab Studio

10 Great Titchfield Street,
London, W1W 8BB,
United Kingdom

Tel: +44 (0)20 7436 8629
Email: info@material-lab.co.uk
www.material-lab.co.uk

Factory Outlet

Tel: +44 (0)1782 524 040
Email: foutlet@johnson-tiles.com
www.outlet.johnson-tiles.com

Customer Services

Tel: +44 (0)1782 524 000
Email: sales@johnson-tiles.com
8:30am - 4:30pm (Monday - Friday)

Order A Sample

Tel: +44 (0)1782 524 043
Email: samples@johnson-tiles.com

Technical Advice Helpline

Tel: +44 (0)1782 524 111
Email: technical@johnson-tiles.com

Updated: December 2024



www.johnson-tiles.com | [f](#) [X](#) [G](#) [d](#) [P](#) [in](#) [v](#)

© 2024 Johnson Tiles Limited